



# Woodlands Primary School

## Home-Based Learning (HBL) Guide for Students



## Home-Based Learning@Woods (HBL@Woods)

### Introduction

Hi Woodlanders, the school has put together this guide for easy reference ~~by pupils~~ to facilitate full home-based learning (FHBL). A copy of this will be made available on our school website from 18 May 2021 onwards. Contents will be added regularly or as and when necessary.

### What is FHBL?

~~The school has to close temporary~~ FHBL will take place from 19 May to 28 May 2021, as part of additional efforts to fight the spread of COVID-19 virus and to keep you safe. While you do not have to attend school during this period, your learning does not stop. Your teachers are working tirelessly to put together a home-based learning package for you so that you can continue to learn meaningfully and exercise self-directed learning. We call this **HBL@Woods**.

FHBL days are not public holidays or school holidays. It is also not about e-learning or just logging into student learning spaces (SLS). You will receive a balanced spread of tasks that requires you to learn online and work off-line (e.g. workbook exercises, worksheets, etc.)

### How can I access my work for HBL@Woods?

Places that I may need to access my learning:

SLS : <https://learning.moe.edu.sg>

Google Meet  or Zoom 

### Support HBL@Woods:

Support for Pupils	Reminders
<p><u>Technical Support</u> During school hours (8am – 5pm):</p> <ol style="list-style-type: none"><li>1) Call School Helpdesk at <b>9647 8294</b></li><li>2) Call School General Office at <b>6269 7410</b></li></ol> <p>After school hours:</p> <ol style="list-style-type: none"><li>3) Call SLS Helpdesk at 6702 6513 (until 9pm)</li><li>4) Email to SLS Helpdesk (non-urgent) <a href="mailto:helpdesk@sls.unity.com">helpdesk@sls.unity.com</a></li><li>5) Email <a href="mailto:wdp@moe.edu.sg">wdp@moe.edu.sg</a></li></ol>	<ul style="list-style-type: none"><li>• Greet the teacher/staff, be polite.</li><li>• Identify yourself (name and class).</li><li>• State the problem you are facing.</li><li>• Follow the instructions/suggestions given.</li><li>• Remember to thank the teacher/staff for the help provided.</li></ul>
<p>Your subject teachers may also provide you with other channels of communication. Please follow their instructions.</p>	

So, in summary:

**HBL ≠ e-Learning**

**HBL ≠ SLS**

**HBL ≠ School holidays**

This guide will provide you with some tips and links to help you to sail through this period of time while away from school. Your teachers will also be contacting you regularly, to check-in on your well-being and provide the necessary support. Do reach out to the school through the different channels for assistance where needed. The teachers will monitor your learning progress and provide feedback on your work. We will also contact your parents when needed. Stay safe and remember to keep practising personal hygiene even while staying at home.

## Expectations of you during HBL@Woods

I, \_\_\_\_\_ (my name), hereby pledge to :

- set aside ample time for learning in a day;
- exercise self-directed learning and take responsibility for my own learning;
- complete and submit all learning tasks assigned;
- seek clarification from an adult or your teachers when I am in doubt or have a query.



I can help to reduce the spread of coronavirus by:

- Taking greater responsibility over my **personal hygiene**;
- Washing my hands regularly and properly with soap and water
- Keeping my own table tidy and helping to clean it after use
- Putting away toys and books after use

## **Cyber wellness & General Matters**

### **A) Teleconferencing / online learning**

- Look for a quiet place against a plain wall (no distracting images in the background) if possible to set up your laptop for the teleconferencing. Test your volume and adjust your sound settings within the first few minutes upon entering the chatroom.
- When you are teleconferencing, take note of your online etiquette. Speak clearly and listen to your teacher's instructions. Do not poke fun at others, use inappropriate expressions or say mean things to your friends and/or teacher.
- Be properly attired before the camera and put on clothing with no offensive words or suggestive languages that are meant to hurt others.

### **B) Internet Use**

- Limit internet use to a scheduled timing each day.
- For most of the schoolwork assigned, the school sets a maximum of no more than 2 hours in total per day either online and/or onscreen.
- While online, remember to be respectful at all times and not post or share (even privately) any inappropriate material or material that would put your school, friends or yourself in a negative light.
- Do not spread fake news. Always verify source of information when in doubt.
- When information becomes overwhelming online, do not carry on. Take a break.

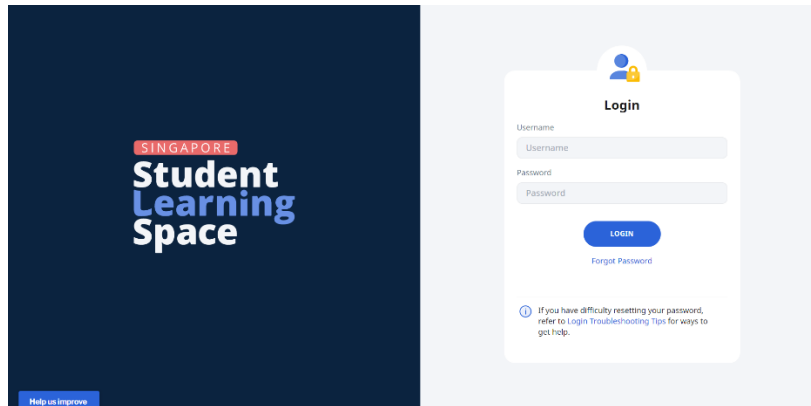
### **C) Taking Care of Myself**

- Manage my time between learning and rest. Come up with a routine or schedule for each day's activities.
- Set learning goals and targets for myself.
- Speak with an adult if I am doubtful or troubled with managing difficulties in learning or even conflicts with friends while interacting with them online.
- Stay updated and current by following the latest news from reliable sources
- Ample rest time so that I can be alert and productive in my learning.

## SELF-HELP TO SLS

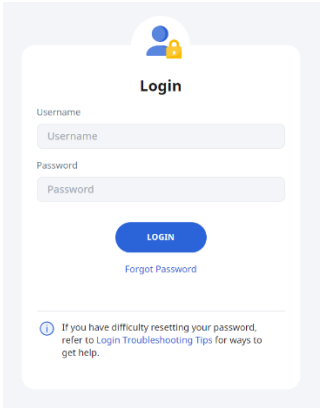
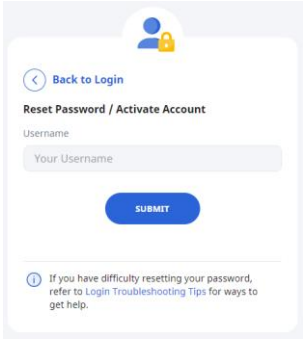
**Student Learning Space (SLS)** – <https://learning.moe.edu.sg>

It is MOE's Learning Management System used by all subjects for online learning.



### Student Learning Space (SLS)

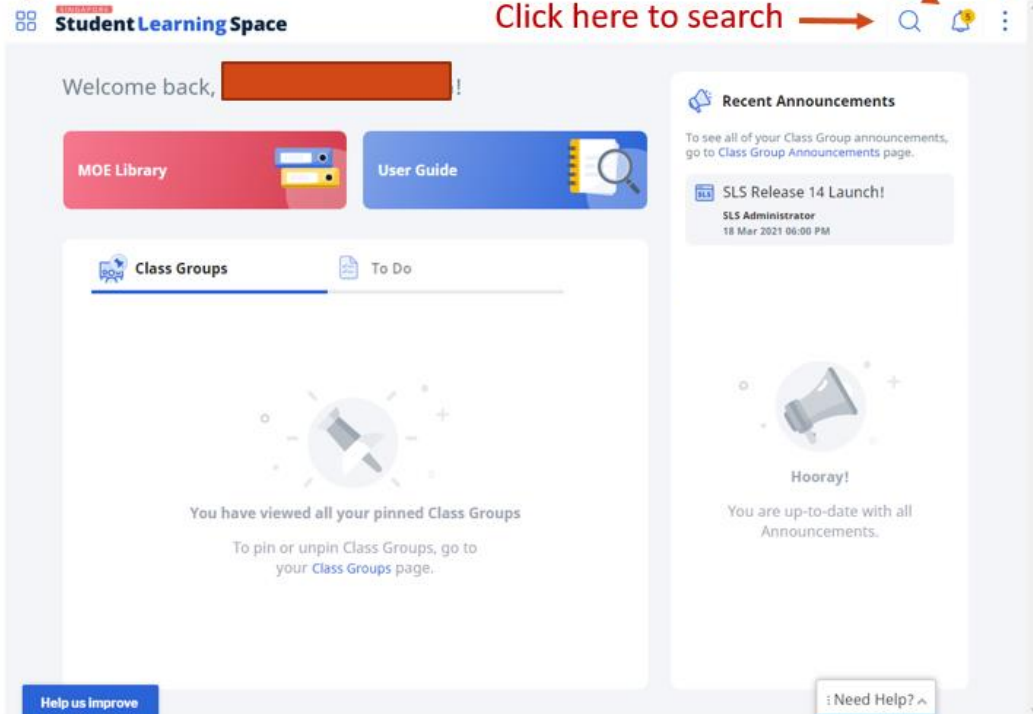
<https://learning.moe.edu.sg>

	<p><b>Key in your username and password.</b> Your username is the first 5 characters of your name, followed by the last 4 digits and letter of your BC number. Username is in CAPITAL letters.</p> <table border="1" data-bbox="711 1066 1443 1245"><tr><td data-bbox="711 1066 1073 1245"><p><b>Example</b> Name: <u>Ang Beng Chong</u> BC No: T1234<u>567Z</u></p></td><td data-bbox="1081 1066 1443 1245"><p><b>Username</b> ANGBE3456Z</p></td></tr></table>	<p><b>Example</b> Name: <u>Ang Beng Chong</u> BC No: T1234<u>567Z</u></p>	<p><b>Username</b> ANGBE3456Z</p>
<p><b>Example</b> Name: <u>Ang Beng Chong</u> BC No: T1234<u>567Z</u></p>	<p><b>Username</b> ANGBE3456Z</p>		
	<p>If you require a password reset:</p> <ul style="list-style-type: none"><li>• do a self-password reset</li><li>• get help from the School or SLS Helpdesk (refer to the instructions in Page 2)</li></ul>		

Click here to expand the Menu

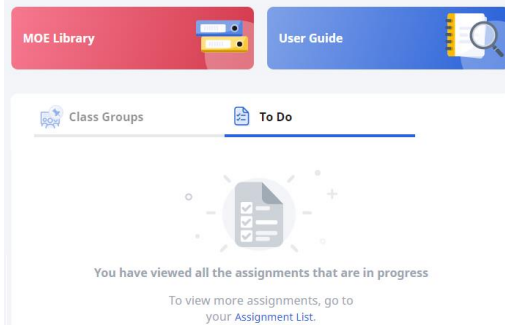
Click here for notifications

Click here to manage your settings



Click here to search

Welcome back,



Click on "To Do" to check whether:

- any new lessons have been assigned to you
- you have any incomplete assignments

Ensure that all the daily assignments have been completed.

### Recent Announcements

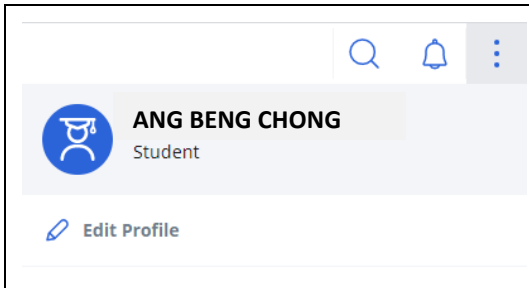
To see all of your Class Group announcements, go to [Class Group Announcements](#) page.



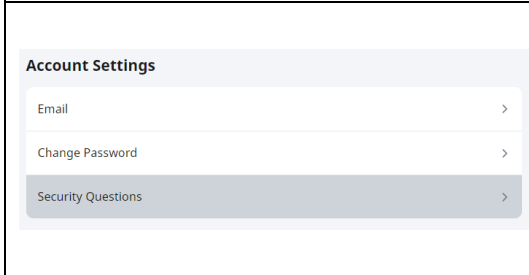
**Hooray!**

You are up-to-date with all Announcements.

Look out for any Announcements by your teachers



To add security questions or a recovery email, click on the user icon on the top right and select Edit Profile.



Set your Email Address and Security Questions so that you can do your own password reset if you forget your password in the future.



